



Weekly Market Information

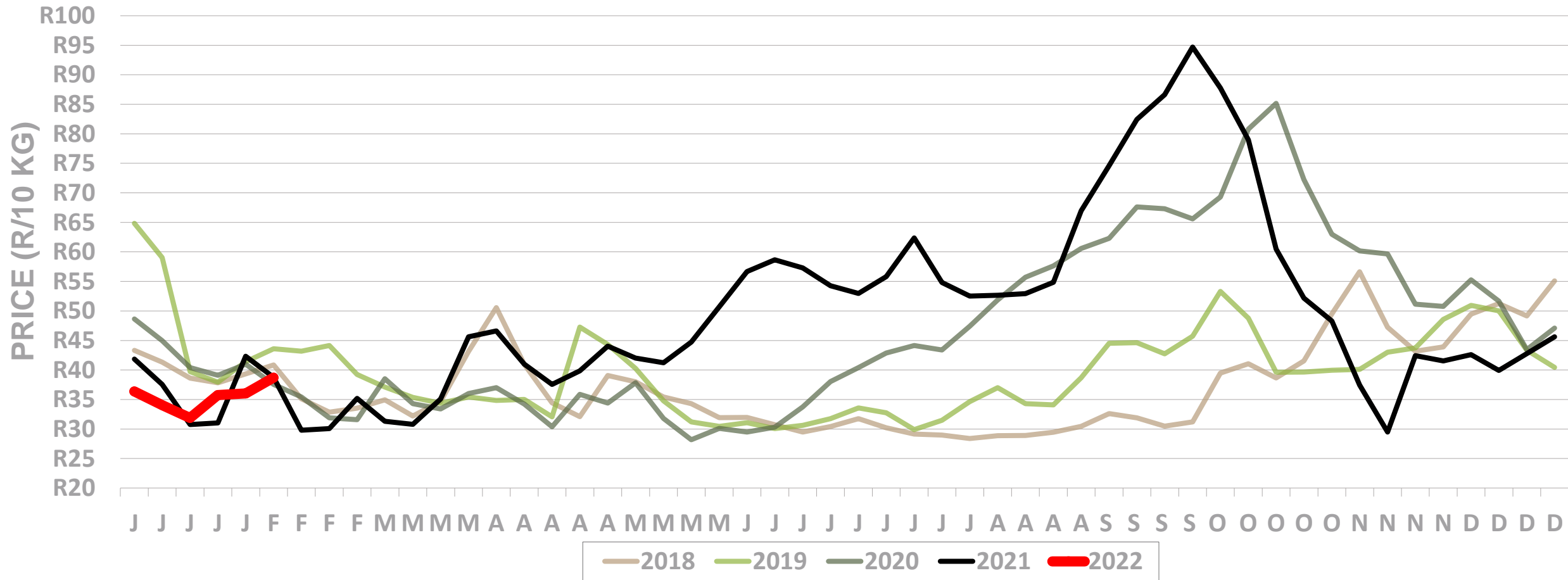
11 February 2022




Potatoes
Aartappels SA

www.potatoes.co.za

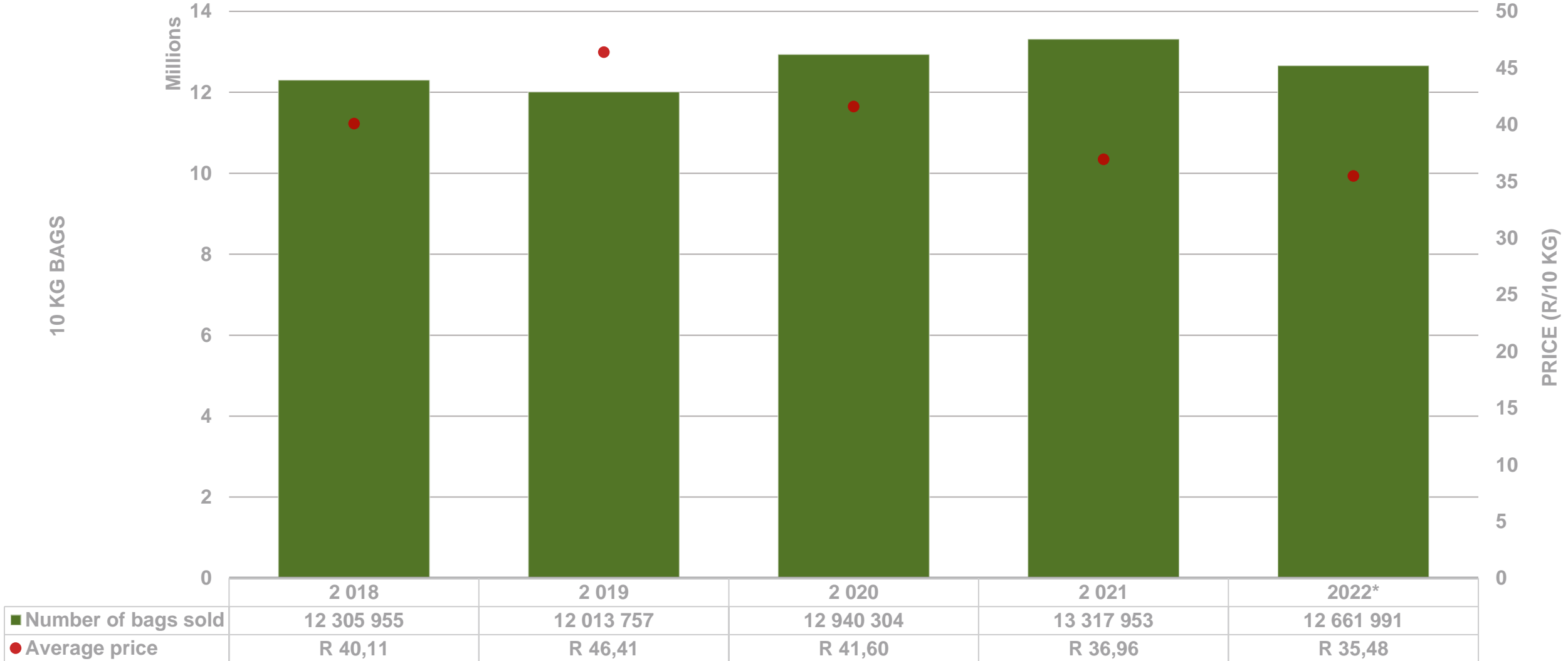
Average weekly price – all markets & all classes



Weekly price	
R38,71	 7% (week on week)

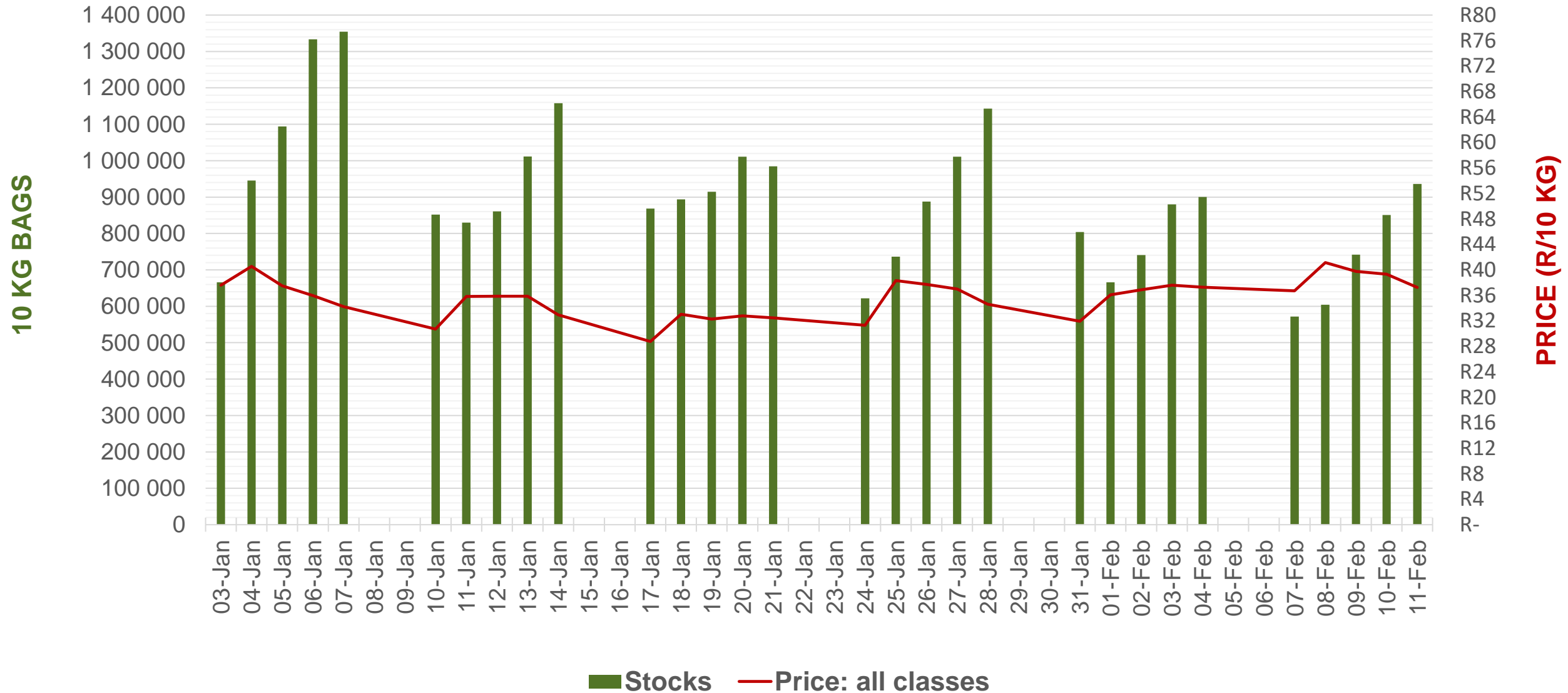
Data disclaimer: Potatoes SA does not take responsibility for the accuracy or interpretation of company data re-purposed by 3rd parties

Cumulative total number of 10 kg bags sold on markets: First six weeks of the year 2022



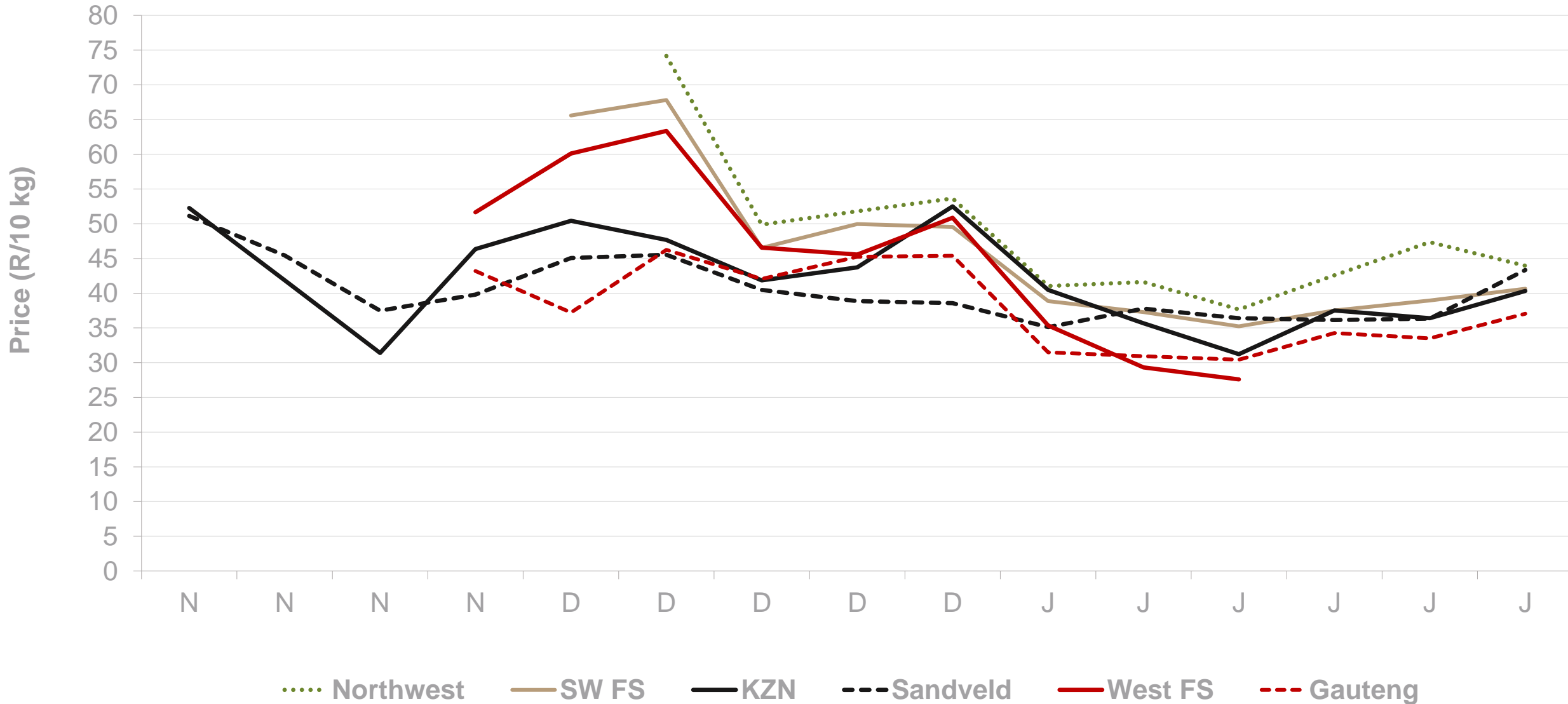
Sold 268 985 bags more than the **5-year average** (2017 to 2021) of the first 6 weeks of each year.

RSA daily Price versus Daily Available stocks (all classes & all sizes)



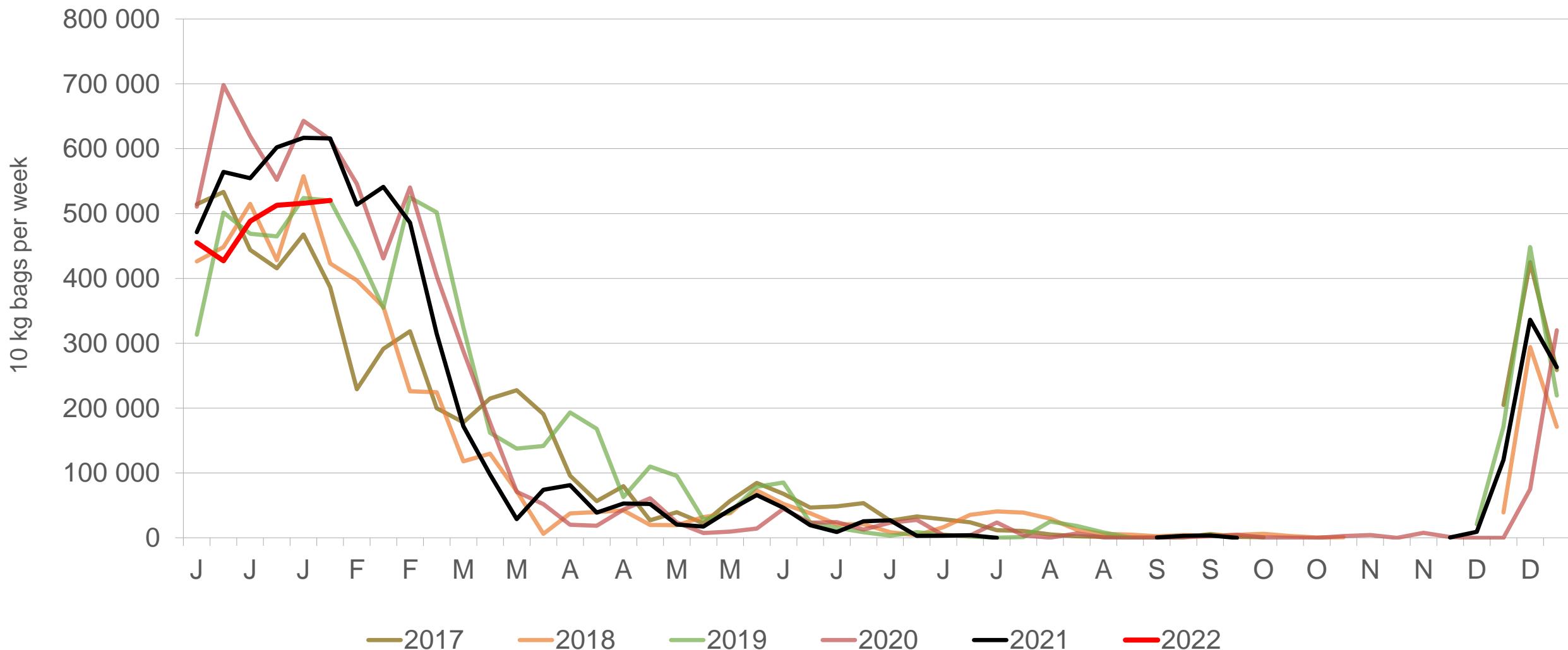
Data disclaimer: Potatoes SA does not take responsibility for the accuracy or interpretation of company data re-purposed by 3rd parties

Average Class 1 Medium prices in regions



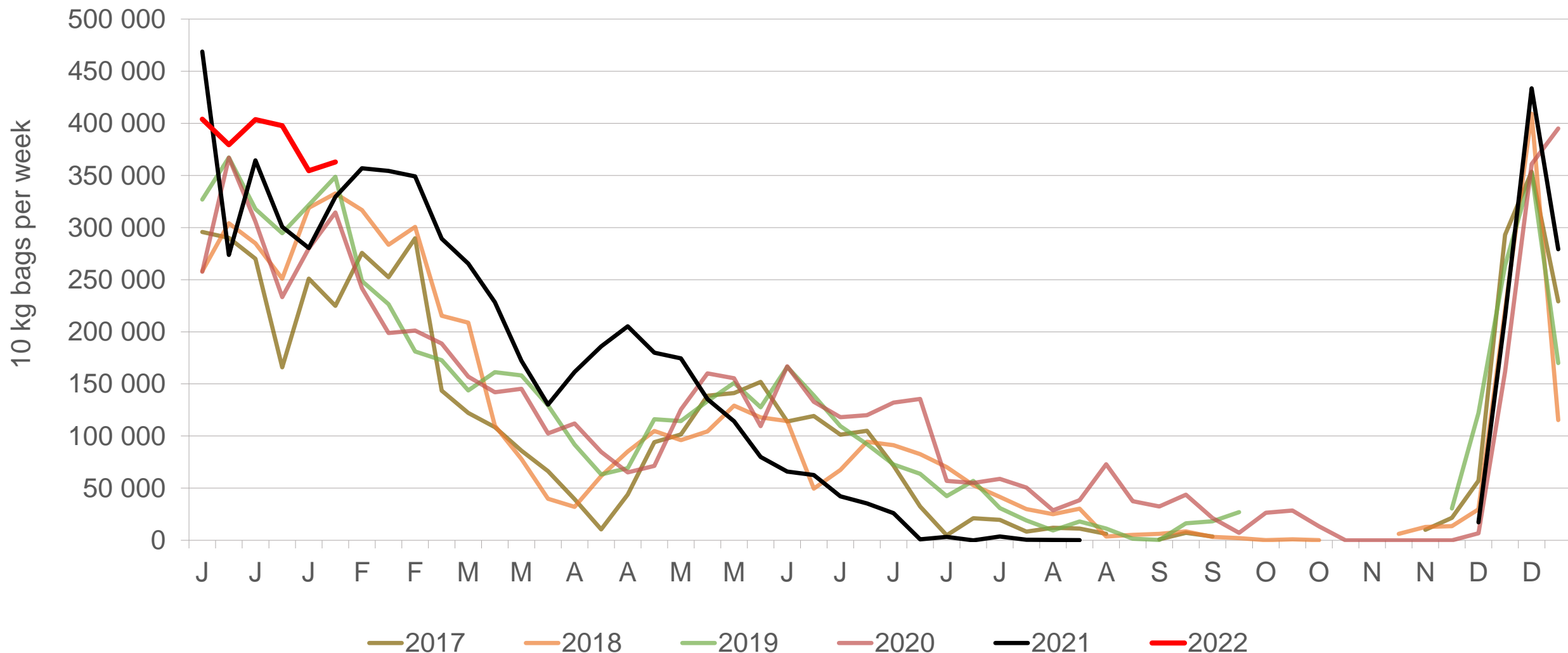
Data disclaimer: Potatoes SA does not take responsibility for the accuracy or interpretation of company data re-purposed by 3rd parties

South Western Free State: Amount of 10 kg bags per week sold on FPMs (all classes)



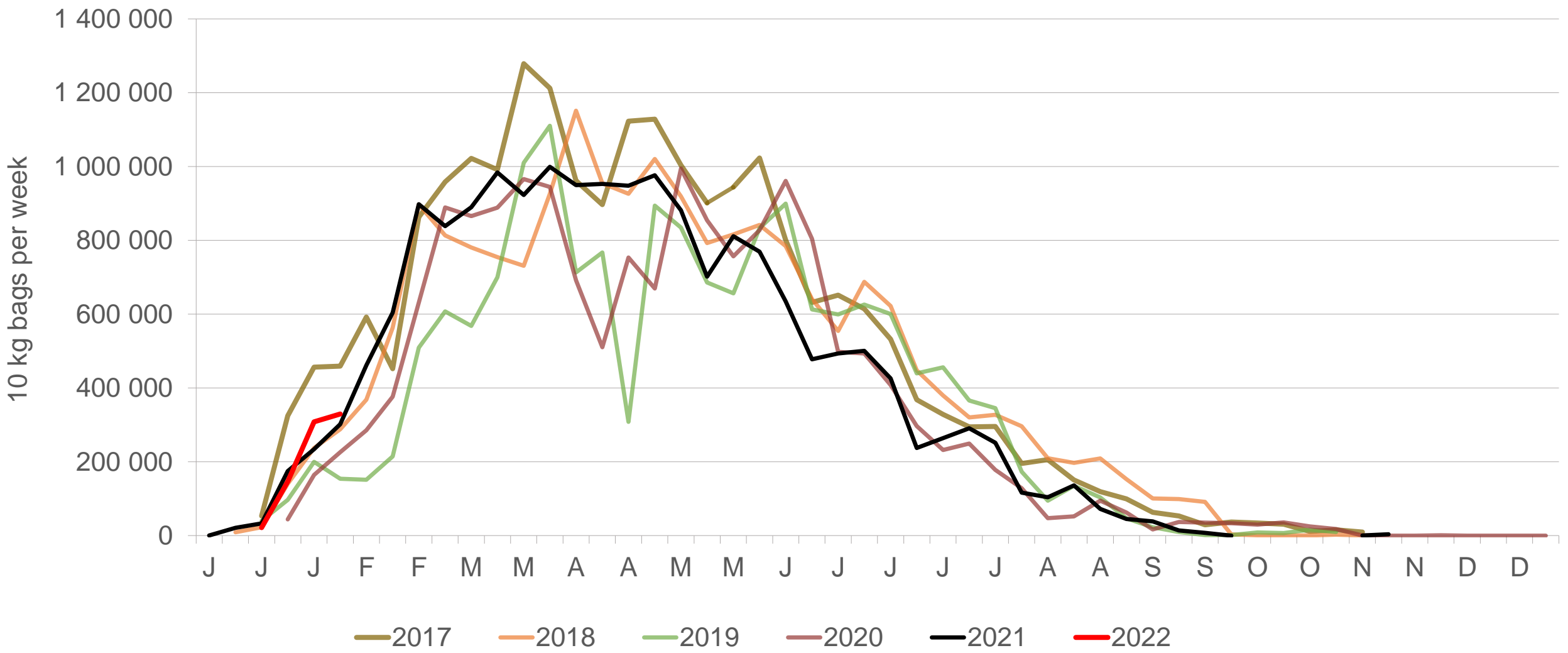
Sold 163 258 bags **less** than the **5-year average** (2017 to 2021) of the first 6 weeks of each year.

North West: Amount of 10 kg bags per week sold on FPMs (all classes)



Sold 502 330 bags more than the **5-year average** (2017 to 2021) of the first 6 weeks of each year.

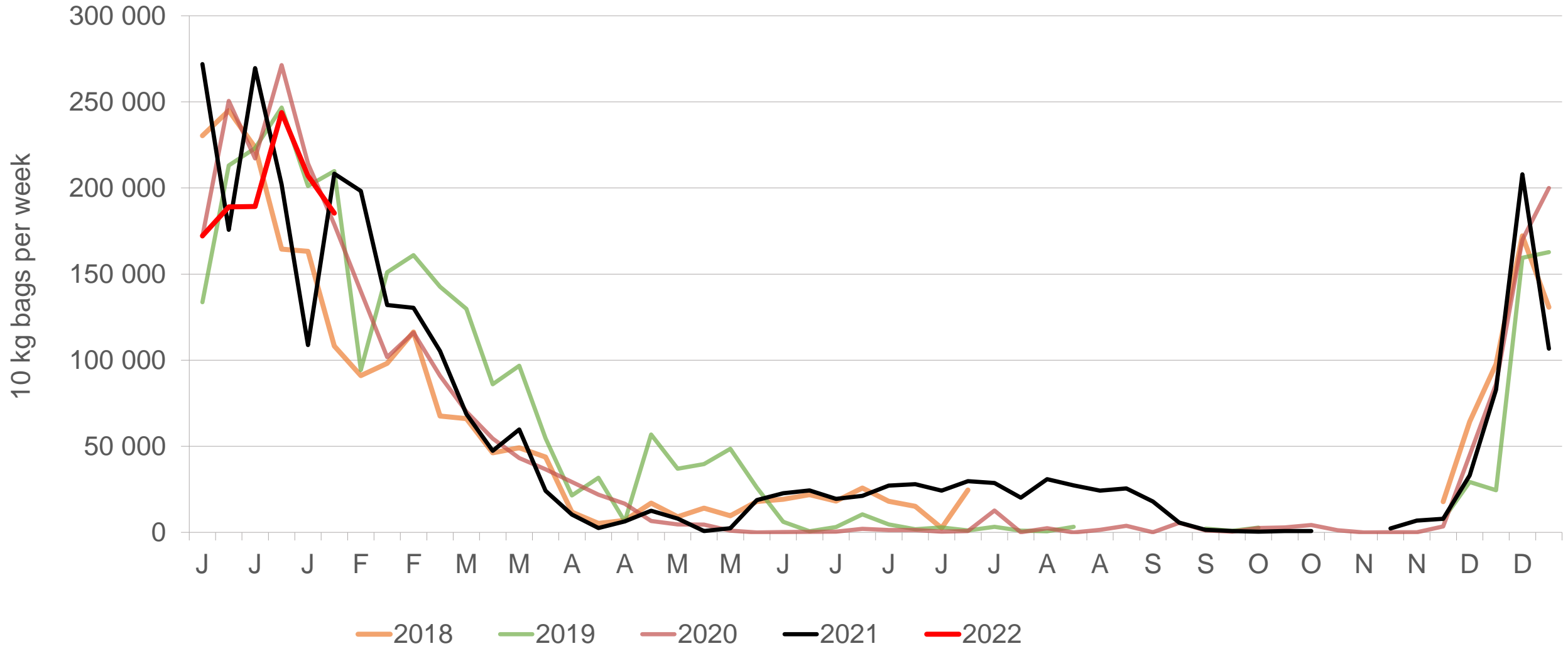
Eastern Free State: Amount of 10 kg bags per week sold on FPMs (all classes)



Sold 69 690 bags more than the **5-year average** (2017 to 2021) of the first 6 weeks of each year.

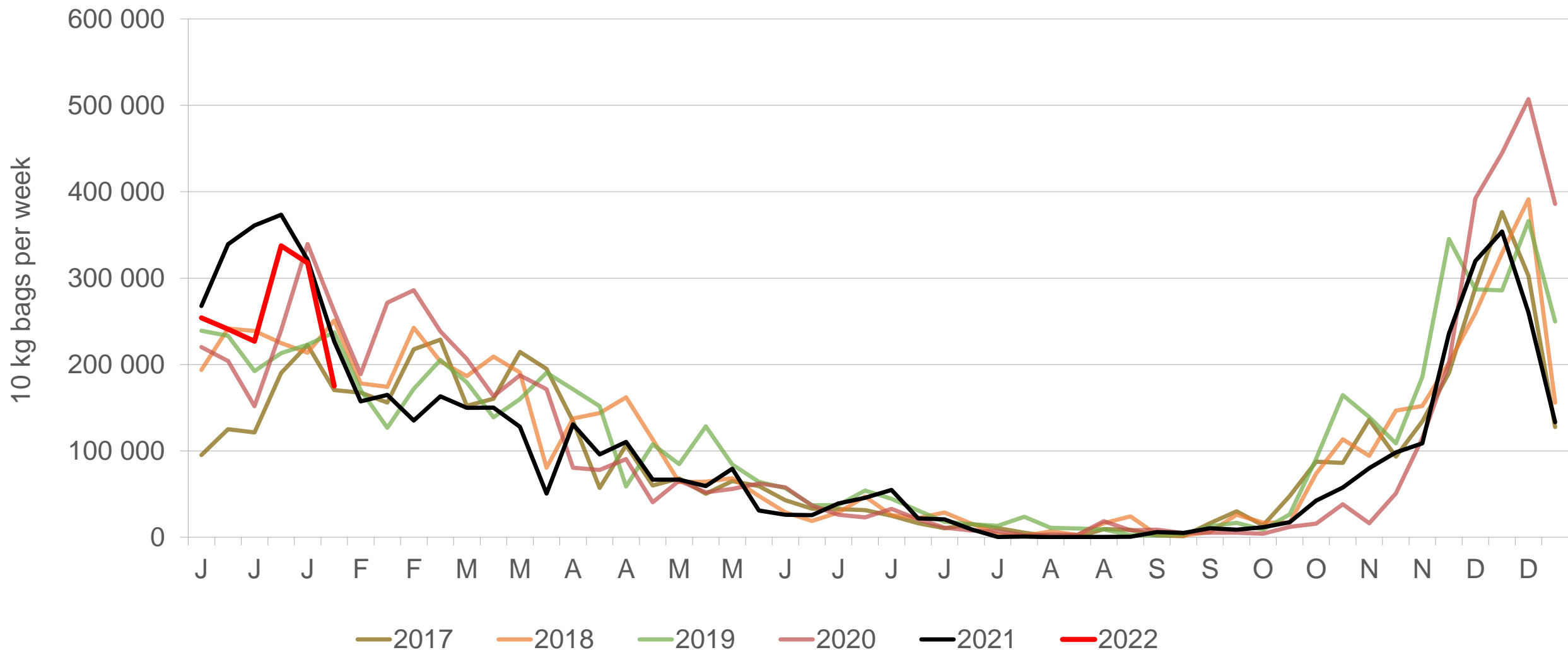
Data disclaimer: Potatoes SA does not take responsibility for the accuracy or interpretation of company data re-purposed by 3rd parties

Gauteng: Amount of 10 kg bags per week sold on FPMs (all classes)



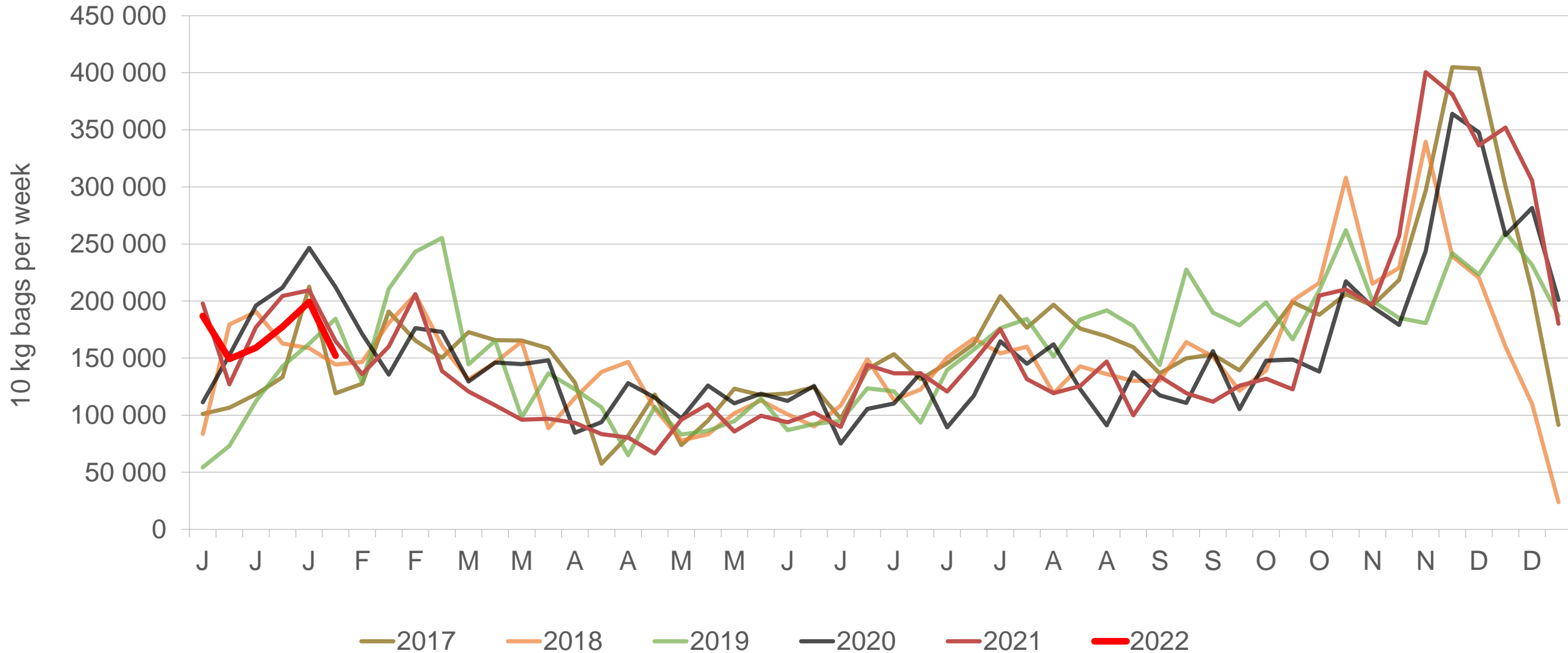
Sold 27 333 bags **less** than the **5-year average** (2017 to 2021) of the first 6 weeks of each year.

KwaZulu-Natal: Amount of 10 kg bags per week sold on FPMs (all classes)



Sold 165 694 bags more than the **5-year average** (2017 to 2021) of the first 6 weeks of each year.

Sandveld: Amount of 10 kg bags per week sold on FPMs (all classes)



Sold 93 665 bags more than the **5-year average** (2017 to 2021) of the first 6 weeks of each year.

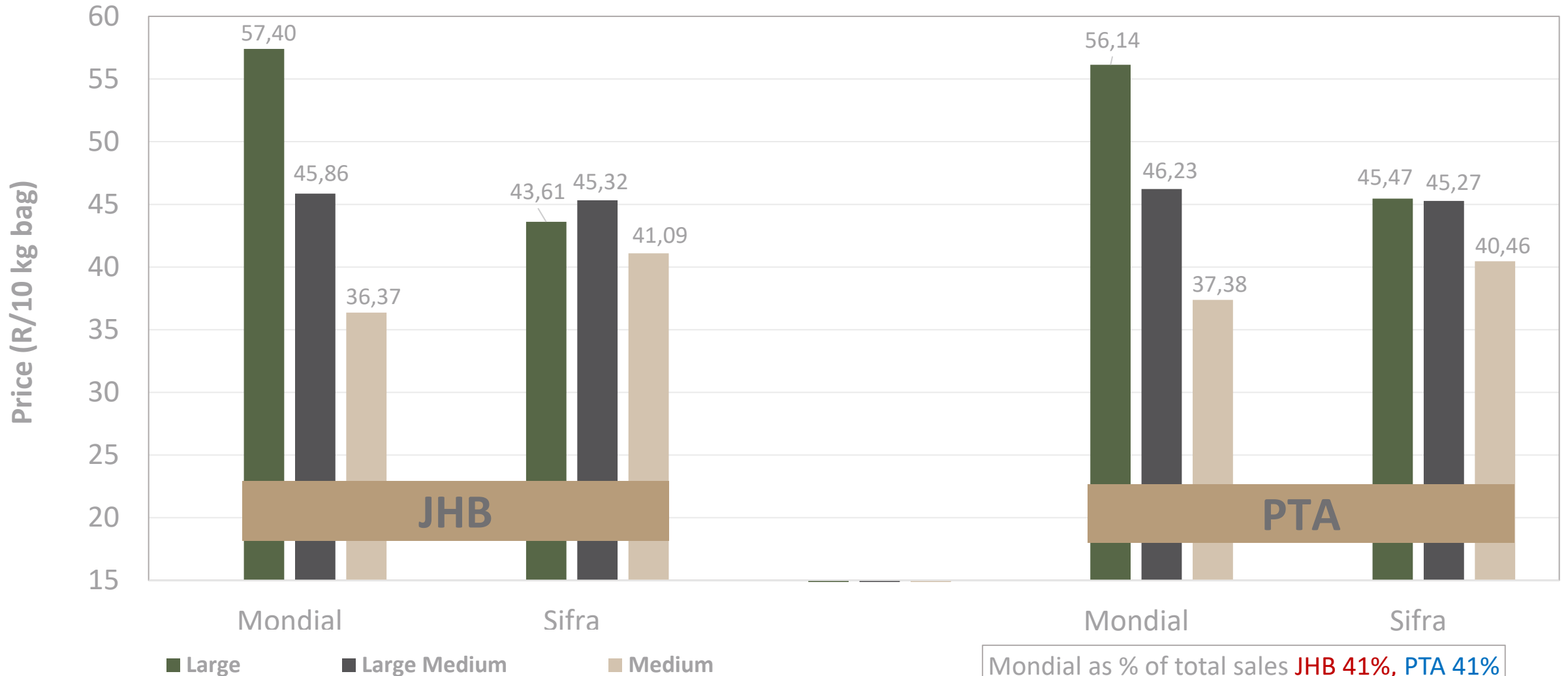
Average weekly prices and volumes for 10 kg bags of potatoes sold on selected markets from selected production regions



Klas & Grootte	South Western Freestate				North West				Eastern Free State				Gauteng				KwaZulu-Natal				Sandveld		All Regions	
	JOH		PRE		JOH		PRE		JOH		PRE		JOH		PRE		DUR		PIE		CAP		All Markets	
	Volume	Prices	Volume	Prices	Volume	Prices	Volume	Prices	Volume	Prices	Volume	Prices	Volume	Prices	Volume	Prices	Volume	Prices	Volume	Prices	Volume	Prices	Volume	Prices
	10kg	R/10kg	10kg	R/10kg	10kg	R/10kg	10kg	R/10kg	10kg	R/10kg	10kg	R/10kg	10kg	R/10kg	10kg	R/10kg	10kg	R/10kg	10kg	R/10kg	10kg	R/10kg	10kg	R/10kg
1L	27 229	43,46	4 915	43,88	48 349	43,42	17 133	45,01	47 562	55,27	24 763	55,12	29 287	47,04	12 264	46,33	14 688	48,47	3 665	41,32	13 271	52,59	404 722	48,19
1L/M	63 431	42,09	28 017	43,69	43 535	48,17	23 474	47,99	46 560	45,00	16 954	47,20	39 566	39,95	11 265	42,60	26 348	42,70	3 709	41,59	20 984	46,86	504 788	44,08
1M	40 890	40,09	21 102	40,12	25 913	44,14	18 853	42,24	29 450	35,76	8 879	40,65	25 118	34,97	10 311	33,95	9 942	38,13	4 172	35,40	39 405	42,59	395 157	39,33
1S	9 272	22,81	2 616	23,07	10 580	24,09	2 587	23,09	9 100	22,47	2 549	25,68	8 265	20,79	2 593	20,30	1 716	27,46	626	21,25	14 048	37,51	103 265	26,37
1S/M	22 134	31,07	8 279	29,44	14 541	33,41	6 879	33,51	10 308	24,96	1 526	33,28	5 263	27,95	1 646	28,15	832	29,07	198	24,39	-	-	132 094	30,11
1XL	-	-	-	-	407	30,58	-	-	-	-	-	-	-	-	-	-	-	-	-	-	-	-	407	30,58
1XS	10 145	17,94	-	-	9 361	26,81	-	-	1 535	12,25	-	-	2 397	15,08	-	-	-	-	-	-	-	-	24 825	20,26
1XXS	-	-	-	-	-	-	-	-	-	-	-	-	-	-	-	-	-	-	-	-	-	-	-	-
2L	3 606	36,53	2 318	44,29	1 971	32,85	7 181	40,49	8 857	45,43	6 856	50,07	1 667	31,96	510	31,76	8 038	39,93	1 700	39,74	12 503	29,25	114 271	40,91
2L/M	2 588	36,41	1 886	41,82	2	22,00	713	42,70	4 855	40,15	4 648	45,34	5 045	30,59	300	31,98	10 018	35,87	3 524	30,18	14 920	37,97	96 295	36,69
2M	1 541	30,06	493	38,31	110	25,62	355	31,02	5 522	27,69	2 510	34,89	4 045	26,47	-	-	4 903	29,13	2 834	29,05	11 966	35,17	88 321	30,44
2S	187	20,00	39	30,77	-	-	195	22,46	-	-	337	25,93	1 301	12,10	-	-	696	13,76	1 037	21,54	4 109	24,42	20 395	20,43
2S/M	110	14,00	-	-	-	-	341	29,86	440	22,83	385	31,37	-	-	-	-	-	-	-	-	108	14,26	21 290	22,76
2XL	-	-	-	-	550	31,36	-	-	-	-	-	-	-	-	-	-	-	-	-	-	-	-	550	31,36
2XS	-	-	-	-	-	-	-	-	-	-	-	-	-	-	-	-	-	-	-	-	-	-	1 177	8,45
2XXS	-	-	-	-	-	-	-	-	-	-	-	-	-	-	-	-	-	-	-	-	-	-	-	-
3L	3 903	31,85	1 317	32,39	110	30,00	1 934	36,75	3 799	33,36	4 914	38,67	920	22,17	1 249	20,41	824	30,30	253	36,87	1 777	18,07	35 907	31,27
3L/M	2 750	23,60	1 147	32,03	3 850	30,16	886	34,16	1 740	30,68	1 696	43,76	17	15,00	-	-	-	-	-	-	1 077	25,37	24 720	27,29
3M	7 771	21,69	3 668	21,23	3 677	27,82	1 055	29,25	3 943	23,50	3 145	31,20	5 582	18,67	400	25,00	1 789	24,85	850	26,70	2 485	19,36	67 817	23,00
3S/M	-	-	111	21,95	1 505	18,95	221	21,47	-	-	-	-	-	-	-	-	-	-	-	-	-	-	5 052	17,54
3XS	-	-	-	-	-	-	-	-	-	-	-	-	-	-	-	-	-	-	-	-	-	-	51	11,47
3XXS	-	-	-	-	-	-	-	-	-	-	-	-	-	-	-	-	-	-	-	-	-	-	-	-
4L	-	-	-	-	-	-	-	-	-	-	121	44,93	-	-	-	-	-	-	-	-	3 041	15,29	4 507	26,15
4L/M	-	-	-	-	-	-	-	-	-	-	111	9,37	-	-	-	-	-	-	-	-	97	20,00	2 326	25,60
4M	-	-	-	-	-	-	-	-	-	-	-	-	-	-	-	-	-	-	330	20,24	-	-	4 861	17,21
4S	-	-	-	-	-	-	-	-	-	-	-	-	-	-	17	5,00	-	-	-	-	-	-	17	5,00
4S/M	-	-	-	-	-	-	-	-	-	-	-	-	-	-	-	-	-	-	-	-	-	-	94	29,15
Total	195 557	36,86	78 326	38,17	164 461	40,62	84 135	41,92	173 671	41,98	79 837	46,08	128 473	36,17	40 555	38,43	82 243	39,05	23 995	33,42	146 518	38,66	2 080 060	38,71

Data disclaimer: Potatoes SA does not take responsibility for the accuracy or interpretation of company data re-purposed by 3rd parties

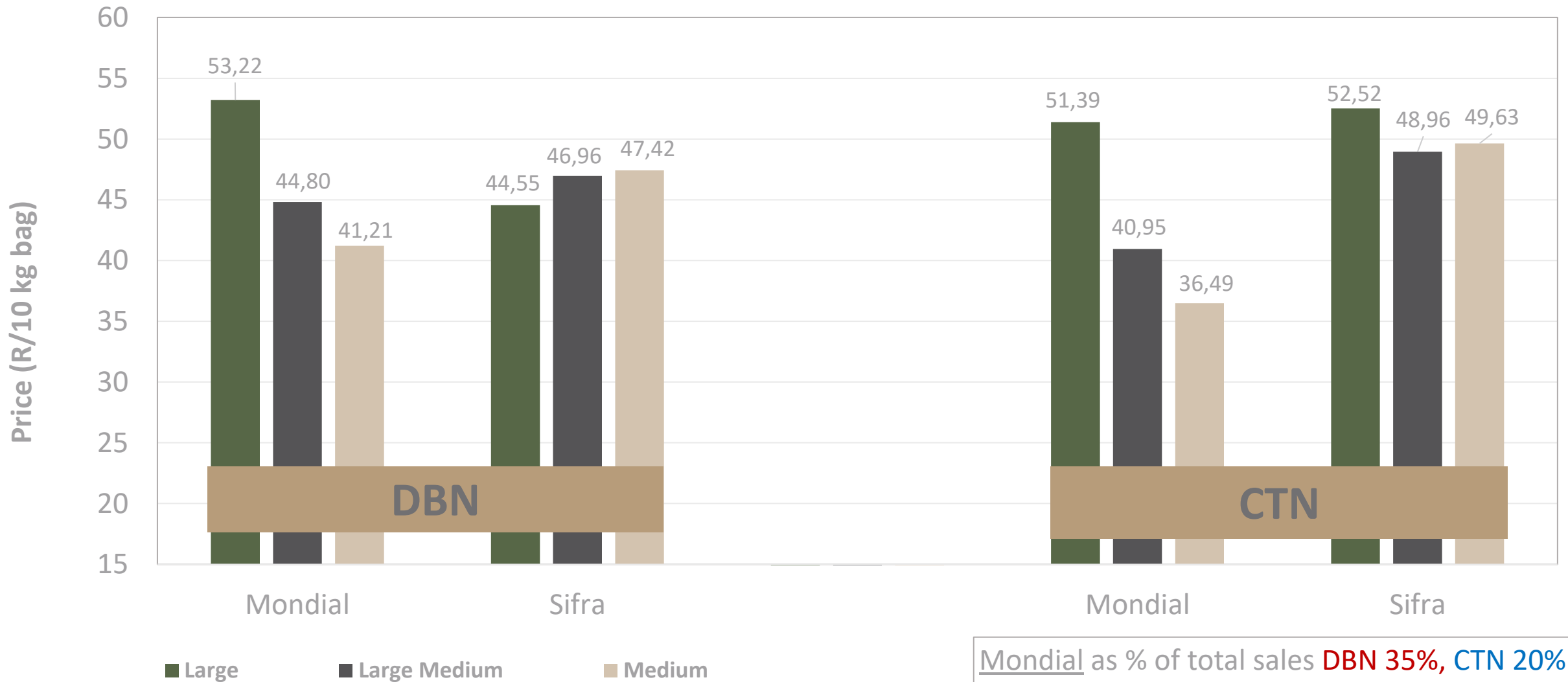
PTA & JHB markets: Average Prices - Different Sizes (only 10 kg bags)



Mondial as % of total sales JHB 41%, PTA 41%
 Sifra as % of total sales JHB 50%, PTA 45%

Data disclaimer: Potatoes SA does not take responsibility for the accuracy or interpretation of company data re-purposed by 3rd parties

DBN & CTN markets: Average Prices - Different Sizes (only 10 kg bags)





Mondial as % of total sales **DBN 35%**, **CTN 20%**
 Sifra as % of total sales **DBN 43%**, **CTN 52%**


Data disclaimer: Potatoes SA does not take responsibility for the accuracy or interpretation of company data re-purposed by 3rd parties


Thank you for your time

Feel free to contact us on:

 jano@potatoes.co.za
fpcoetzee@potatoes.co.za

 +27 (0)12 349 1906

 6 De Havilland Crescent
Persequor Techno Park
Persequor Park
Pretoria

 www.potatoes.co.za

 Potatoes
Aartappels SA



**Potatoes
Aartappels SA**