



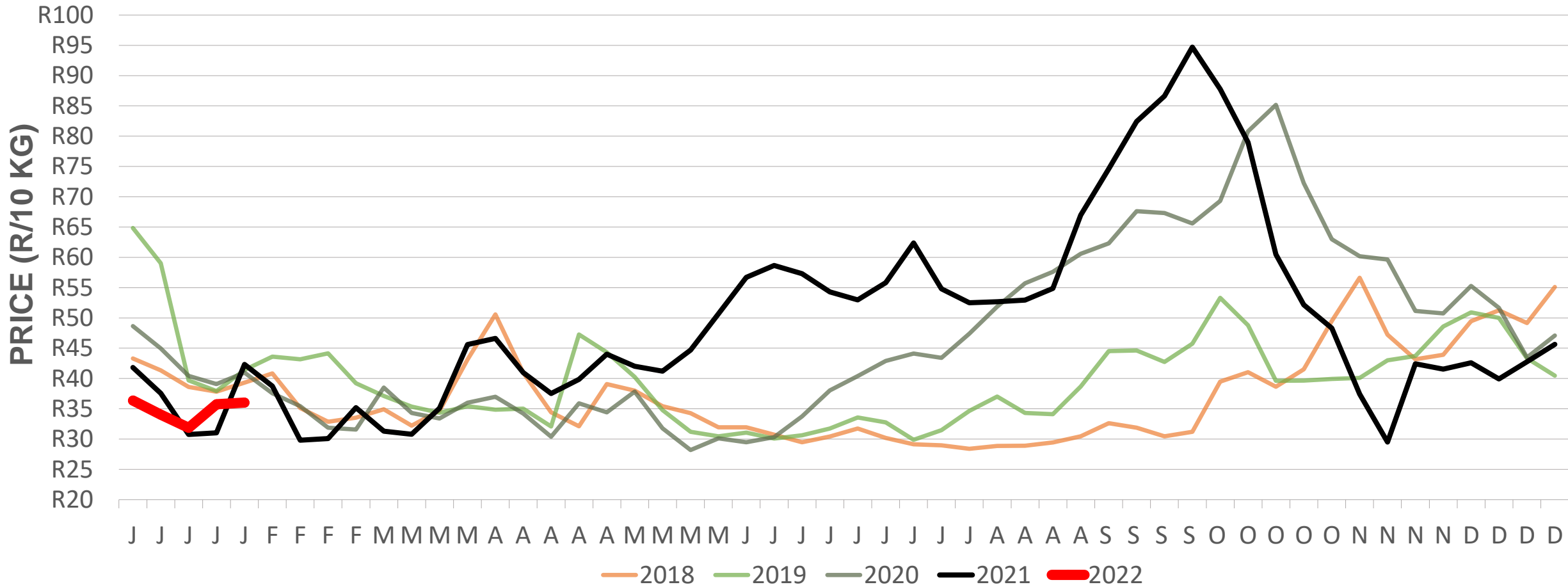
Potatoes
Aartappels SA

Weekly Market Information

04 February 2022

www.potatoes.co.za

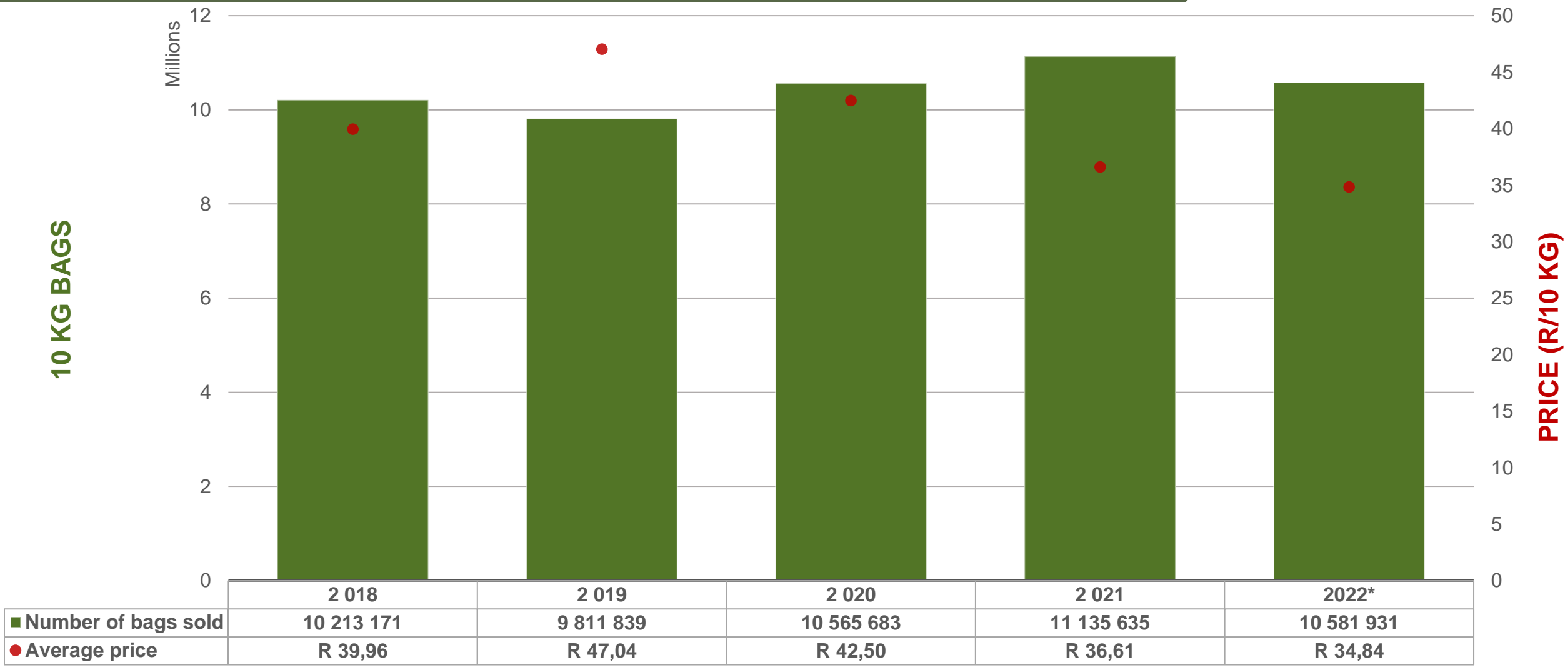
Average weekly price – all markets & all classes



Weekly price	
R36,02	 1% (week on week)

Data disclaimer: Potatoes SA does not take responsibility for the accuracy or interpretation of company data re-purposed by 3rd parties

Cumulative total number of 10 kg bags sold on markets: First five weeks of the year 2022



Sold 350 232 bags more than the **5-year average** (2017 to 2021) of the first 5 weeks of each year.

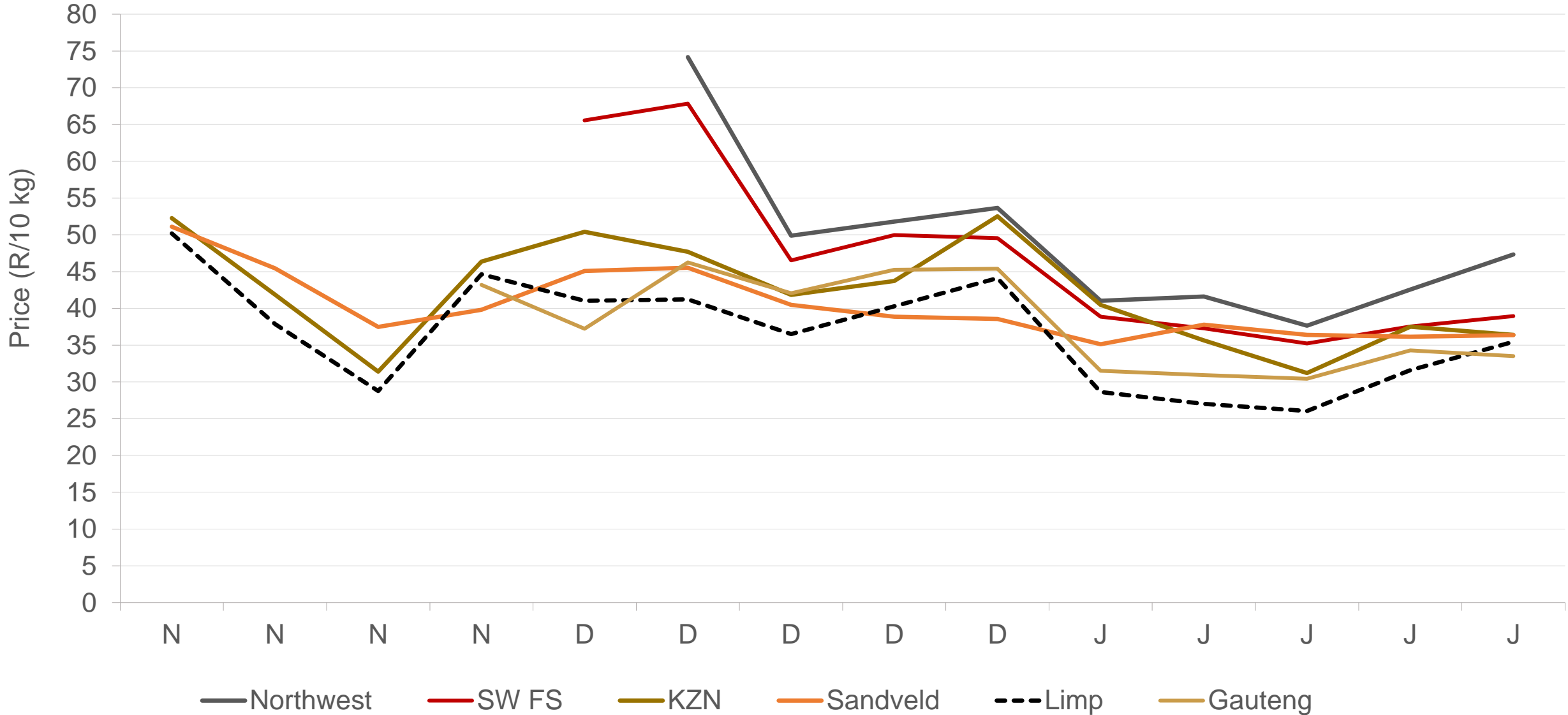
Data disclaimer: Potatoes SA does not take responsibility for the accuracy or interpretation of company data re-purposed by 3rd parties

RSA daily Price versus Daily Available stocks (all classes & all sizes)

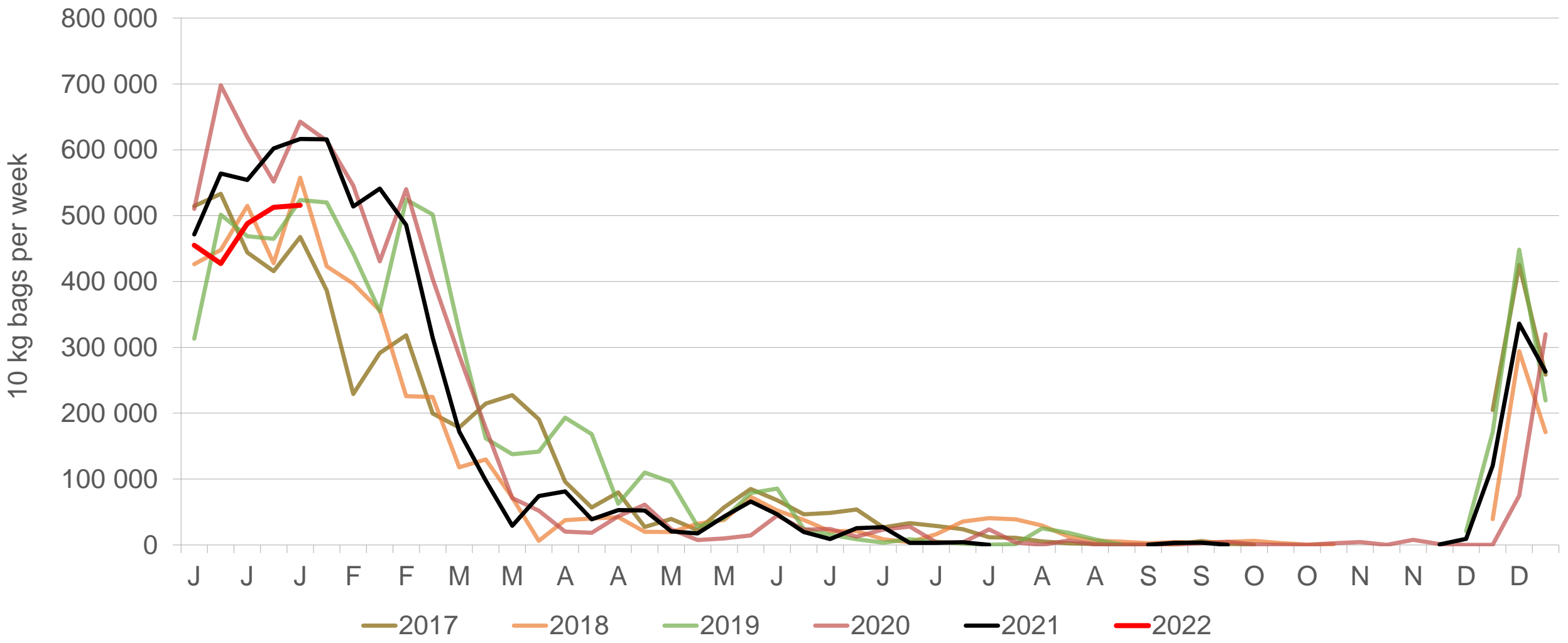


Data disclaimer: Potatoes SA does not take responsibility for the accuracy or interpretation of company data re-purposed by 3rd parties

Average Class 1 Medium prices in regions



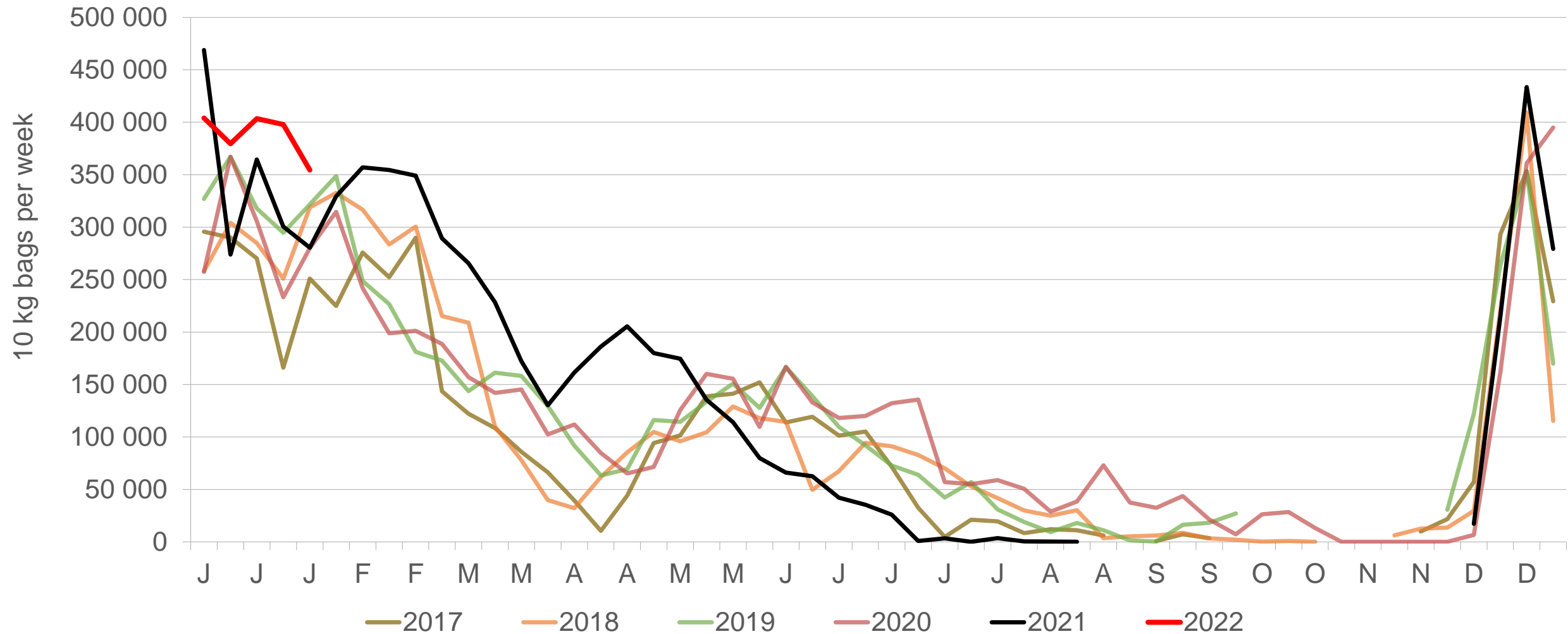
South Western Free State: Amount of 10 kg bags per week sold on FPMs



Sold 171 601 bags **less** than the **5-year average** of the first 5 weeks of each year.

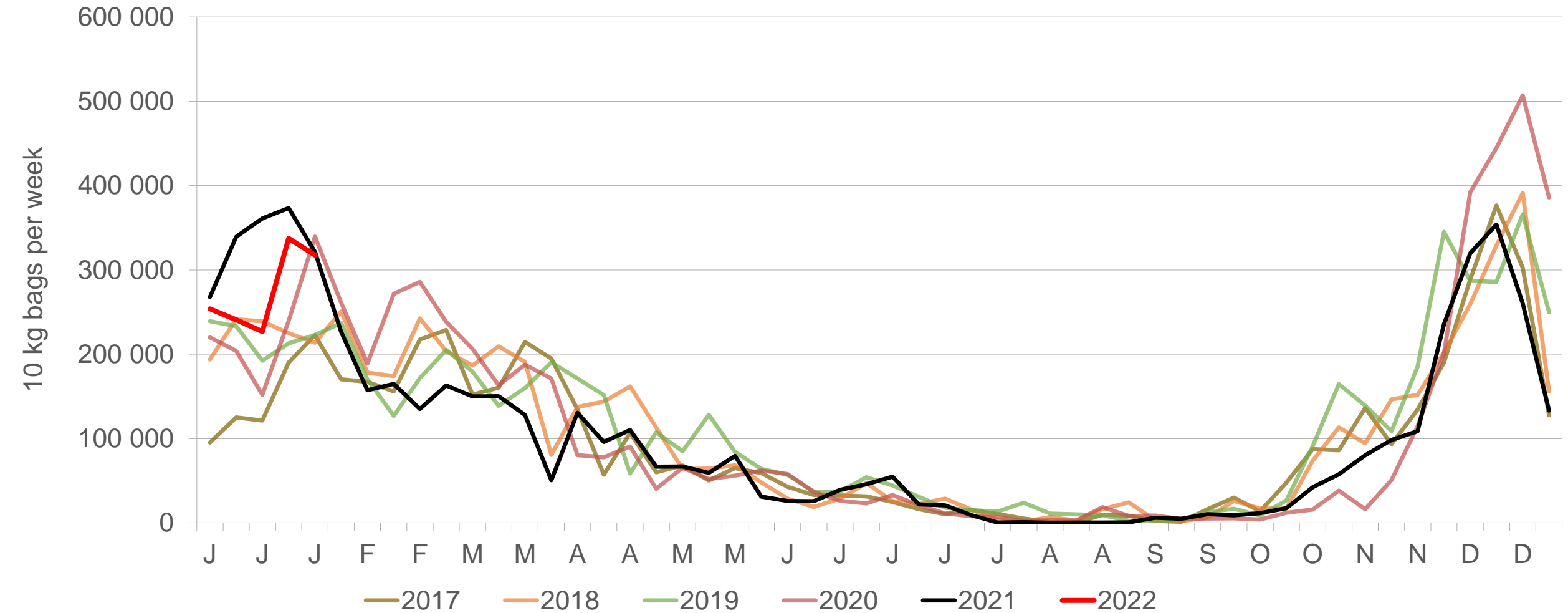
Data disclaimer: Potatoes SA does not take responsibility for the accuracy or interpretation of company data re-purposed by 3rd parties

North West: Amount of 10 kg bags per week sold on FPMs (all classes)



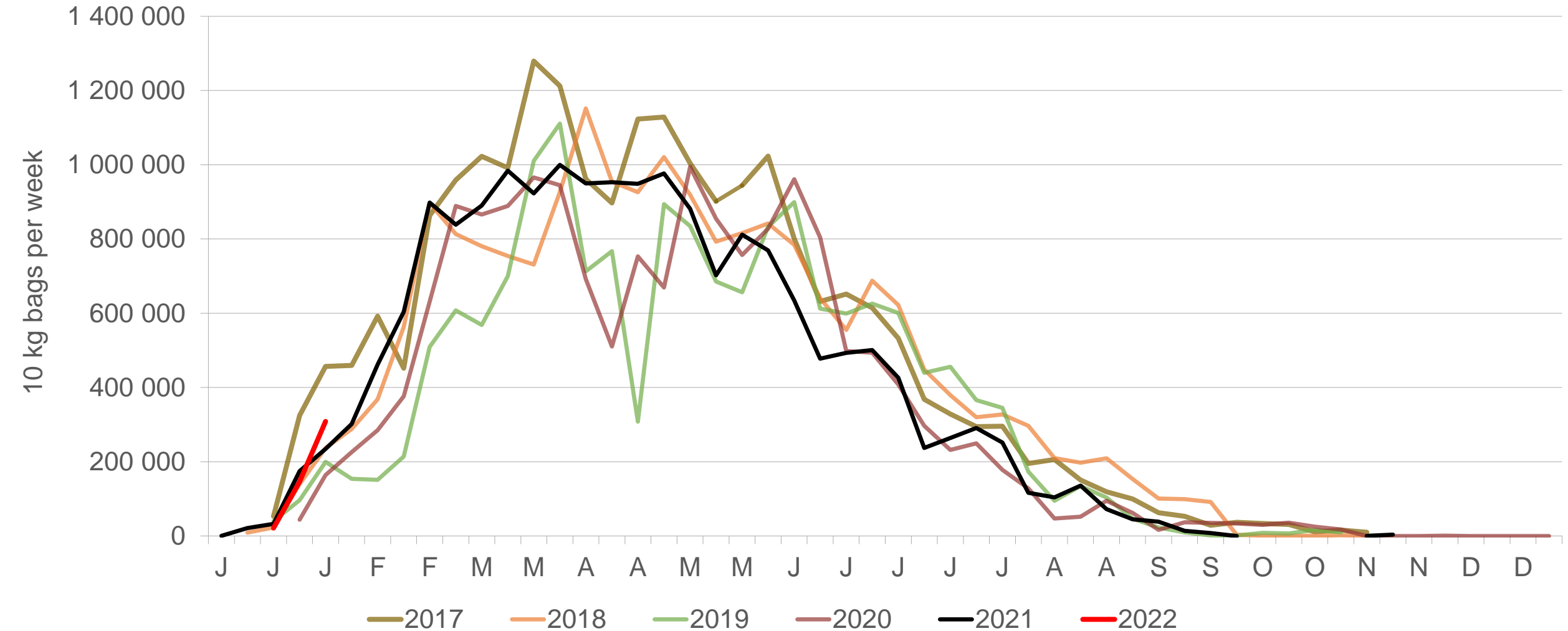
Sold 449 433 bags more than the **5-year average** of the first 5 weeks of each year.

KwaZulu-Natal: Amount of 10 kg bags per week sold on FPMs (all classes)



Sold 219 799 bags more than the **5-year average** of the first 5 weeks of each year.

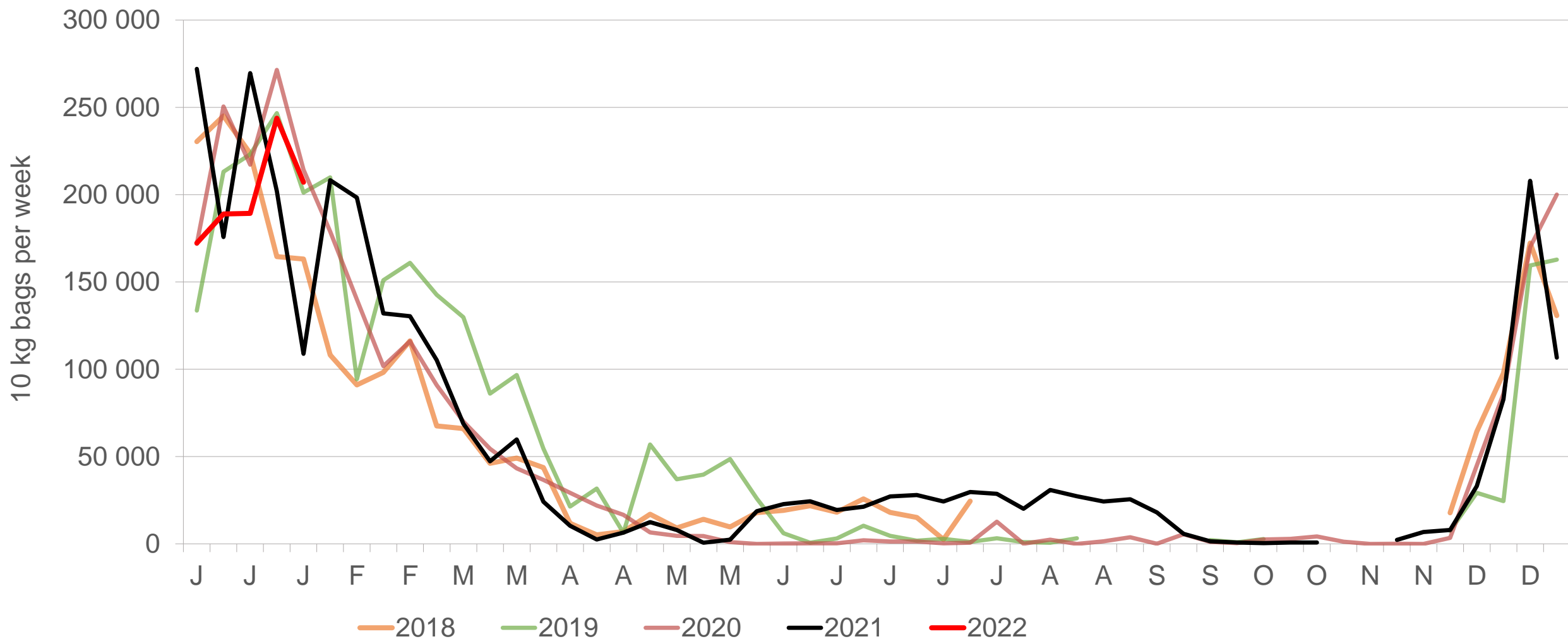
Eastern Free State: Amount of 10 kg bags per week sold on FPMs (all classes)



Sold 25 784 bags more than the **5-year average** of the first 5 weeks of each year.

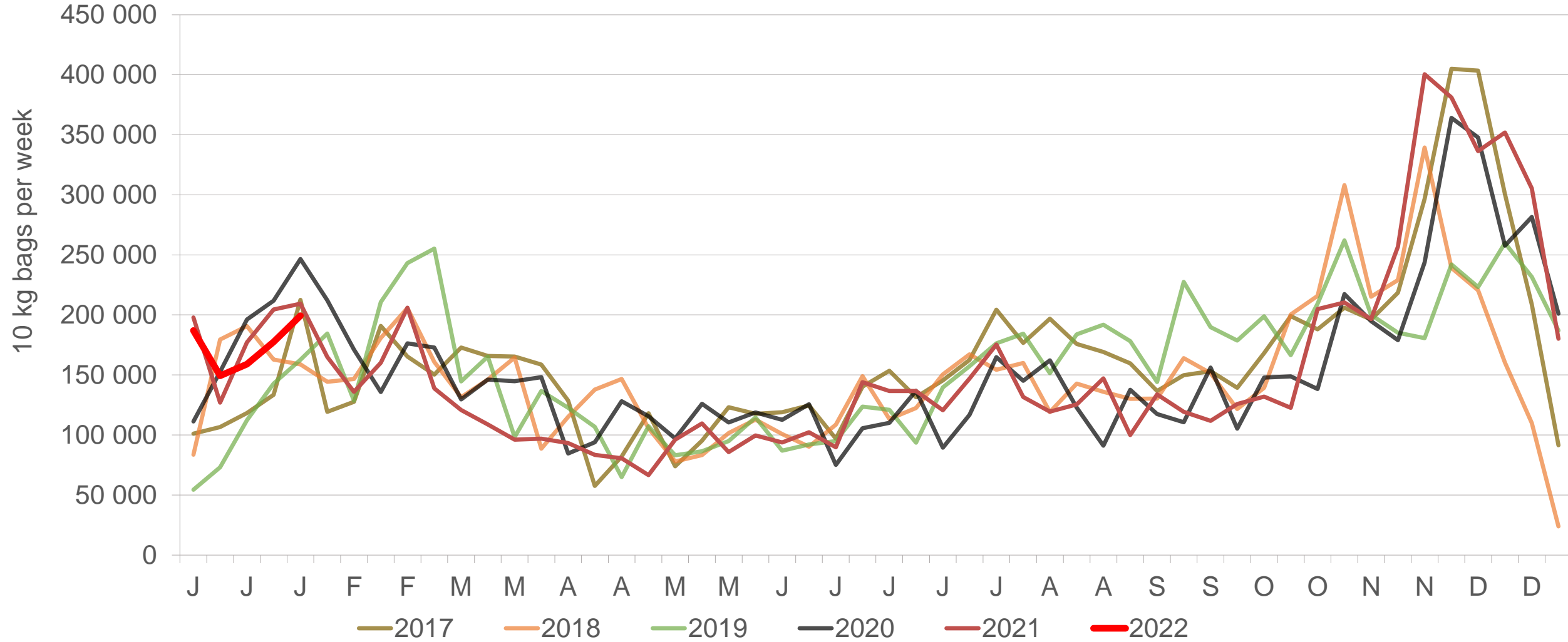
Data disclaimer: Potatoes SA does not take responsibility for the accuracy or interpretation of company data re-purposed by 3rd parties

Gauteng: Amount of 10 kg bags per week sold on FPMs (all classes)



Sold 32 303 bags **less** than the **5-year average** of the first 5 weeks of each year.

Sandveld: Amount of 10 kg bags per week sold on FPMs (all classes)



Sold 106 663 bags more than the **5-year average** of the first 5 weeks of each year.

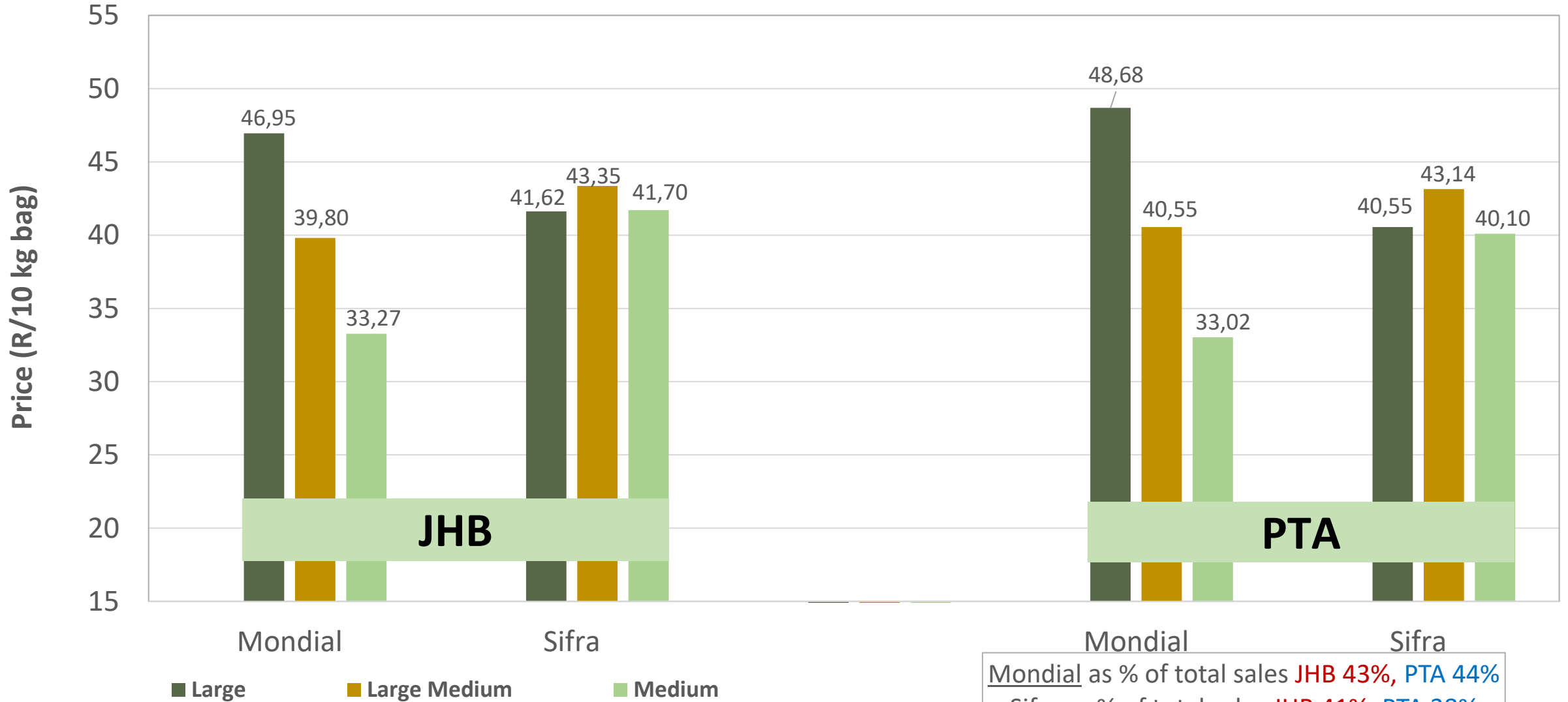
Average weekly prices and volumes for 10 kg bags of potatoes sold on selected markets from selected production regions



Klas & Grootte	South Western Freestate				North West				KwaZulu-Natal				Eastern Free State				Gauteng				Sandveld		All Regions	
	JOH		PRE		JOH		PRE		DUR		PIE		JOH		PRE		JOH		PRE		CAP		All Markets	
	Volume	Prices	Volume	Prices	Volume	Prices	Volume	Prices	Volume	Prices	Volume	Prices	Volume	Prices	Volume	Prices	Volume	Prices	Volume	Prices	Volume	Prices	Volume	Prices
	10kg	R/10kg	10kg	R/10kg	10kg	R/10kg	10kg	R/10kg	10kg	R/10kg	10kg	R/10kg	10kg	R/10kg	10kg	R/10kg	10kg	R/10kg	10kg	R/10kg	10kg	R/10kg	10kg	R/10kg
1L	32 289	40,60	14 351	36,45	46 625	43,67	26 356	25,76	19 733	41,98	9 133	39,09	40 685	45,47	19 284	47,86	48 245	42,09	19 157	39,77	26 330	35,81	541 254	42,11
1L/M	63 495	41,11	33 956	32,91	33 318	49,60	24 317	50,00	35 954	39,73	5 240	34,87	41 388	37,90	15 308	40,26	31 047	37,00	12 611	37,59	39 928	37,98	595 705	40,29
1M	45 380	39,49	16 423	44,28	29 107	44,45	9 048	76,48	18 194	30,96	6 411	31,07	35 380	32,18	5 533	41,01	20 348	33,82	14 891	30,84	29 112	36,09	432 983	37,29
1S	5 532	22,82	2 056	25,47	16 018	25,22	4 109	16,81	5 807	13,18	2 548	19,55	8 045	19,36	814	15,93	7 916	21,82	4 460	17,74	11 756	29,39	107 874	22,82
1S/M	17 684	28,14	5 724	39,75	15 562	34,88	2 661	67,22	2 741	23,48	509	27,78	12 168	24,74	541	27,40	3 889	28,42	1 934	25,54	2 390	31,63	125 679	30,42
1XL	-	-	-	-	-	-	-	-	-	-	-	-	-	-	-	-	-	-	-	-	-	-	-	-
1XS	6 091	17,49	-	-	9 313	25,67	-	-	-	-	-	-	1 913	10,16	-	-	2 388	12,71	-	-	-	-	20 783	19,57
1XXS	-	-	-	-	-	-	-	-	-	-	-	-	-	-	-	-	-	-	-	-	-	-	-	-
2L	1 482	34,57	5 010	24,23	4 867	31,66	12 112	20,90	5 740	38,04	882	40,47	5 318	42,25	3 704	42,85	2 207	34,34	1 280	25,10	9 176	28,49	111 617	36,89
2L/M	618	35,07	3 223	33,33	341	33,00	1 378	41,53	9 162	34,53	2 461	31,23	7 285	35,90	987	38,69	1 681	29,57	500	24,92	21 225	27,55	96 958	34,47
2M	689	23,01	103	694,28	700	34,01	551	47,22	8 161	22,53	2 012	28,12	3 492	27,01	678	31,29	2 460	25,03	18	30,00	20 082	25,29	93 949	27,57
2S	290	23,00	262	13,49	-	-	429	30,00	2 616	6,81	385	17,98	180	13,89	552	18,55	657	12,44	93	8,00	3 939	18,56	19 259	16,38
2S/M	70	29,76	370	42,16	-	-	653	28,35	-	-	-	-	440	24,44	105	27,16	-	-	-	-	2 181	21,22	19 472	23,17
2XL	-	-	-	-	-	-	-	-	-	-	-	-	40	45,00	-	-	-	-	-	-	-	-	40	45,00
2XS	-	-	-	-	-	-	-	-	-	-	-	-	-	-	-	-	-	-	-	-	-	-	785	9,09
2XXS	-	-	-	-	-	-	-	-	-	-	-	-	-	-	-	-	-	-	-	-	-	-	-	-
3L	2 829	29,58	256	135,96	330	31,67	812	29,39	389	27,11	564	25,92	913	26,07	1 665	42,88	552	22,68	659	18,82	2 442	19,63	22 987	28,25
3L/M	840	21,04	49	56,94	2 037	30,00	105	165,71	700	13,00	84	20,00	1 466	25,10	105	28,00	541	25,30	-	-	4 942	23,75	23 722	25,80
3M	8 241	19,43	231	361,82	5 654	21,16	1 568	26,77	3 726	14,18	1 038	25,82	1 367	15,70	233	12,00	4 783	16,94	203	27,04	3 417	13,82	65 613	20,44
3S/M	-	-	-	-	1 245	17,57	-	-	-	-	-	-	-	-	-	-	-	-	-	-	-	-	4 933	16,47
3XS	-	-	-	-	-	-	-	-	-	-	-	-	-	-	-	-	-	-	-	-	-	-	21	10,00
3XXS	-	-	-	-	-	-	-	-	-	-	-	-	-	-	-	-	-	-	-	-	-	-	-	-
4L	-	-	-	-	-	-	-	-	100	11,70	-	-	-	-	150	30,57	-	-	-	-	137	25,40	1 226	25,44
4L/M	-	-	-	-	-	-	-	-	-	-	-	-	-	-	120	36,00	-	-	-	-	-	-	331	32,27
4M	-	-	-	-	-	-	72	19,22	1 291	13,17	132	19,10	-	-	-	-	-	-	-	-	818	12,21	4 315	14,99
4S	-	-	-	-	-	-	-	-	-	-	-	-	-	-	-	-	-	-	196	1,09	20	10,00	216	1,92
4S/M	-	-	-	-	-	-	-	-	-	-	-	-	-	-	-	-	-	-	34	3,00	-	-	289	5,65
Total	185 530	36,67	85 874	36,42	165 117	39,79	87 220	38,34	117 250	32,50	33 665	31,09	160 080	35,67	50 223	42,12	126 714	35,38	56 285	33,57	187 002	31,13	2 326 373	36,02

Data disclaimer: Potatoes SA does not take responsibility for the accuracy or interpretation of company data re-purposed by 3rd parties

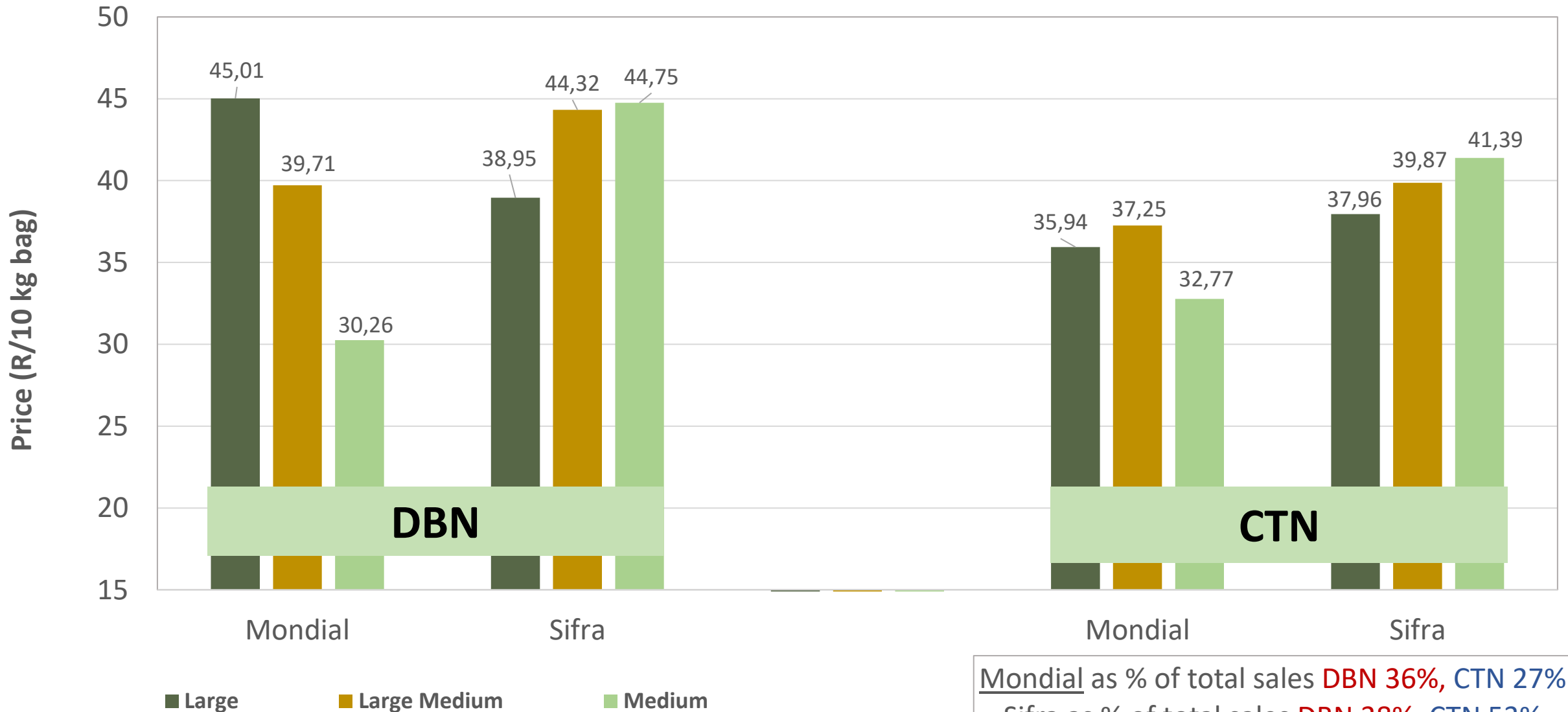
PTA & JHB markets: Average Prices - Different Sizes (only 10 kg bags)



Mondial as % of total sales JHB 43%, PTA 44%
 Sifra as % of total sales JHB 41%, PTA 38%

Data disclaimer: Potatoes SA does not take responsibility for the accuracy or interpretation of company data re-purposed by 3rd parties

DBN & CTN markets: Average Prices - Different Sizes (only 10 kg bags)





Mondial as % of total sales **DBN 36%**, **CTN 27%**
Sifra as % of total sales **DBN 38%**, **CTN 53%**


Data disclaimer: Potatoes SA does not take responsibility for the accuracy or interpretation of company data re-purposed by 3rd parties


Thank you for your time

Feel free to contact us on:

 jano@potatoes.co.za
fpcoetzee@potatoes.co.za

 +27 (0)12 349 1906

 6 De Havilland Crescent
Persequor Techno Park
Persequor Park
Pretoria

 www.potatoes.co.za



Potatoes
Aartappels SA